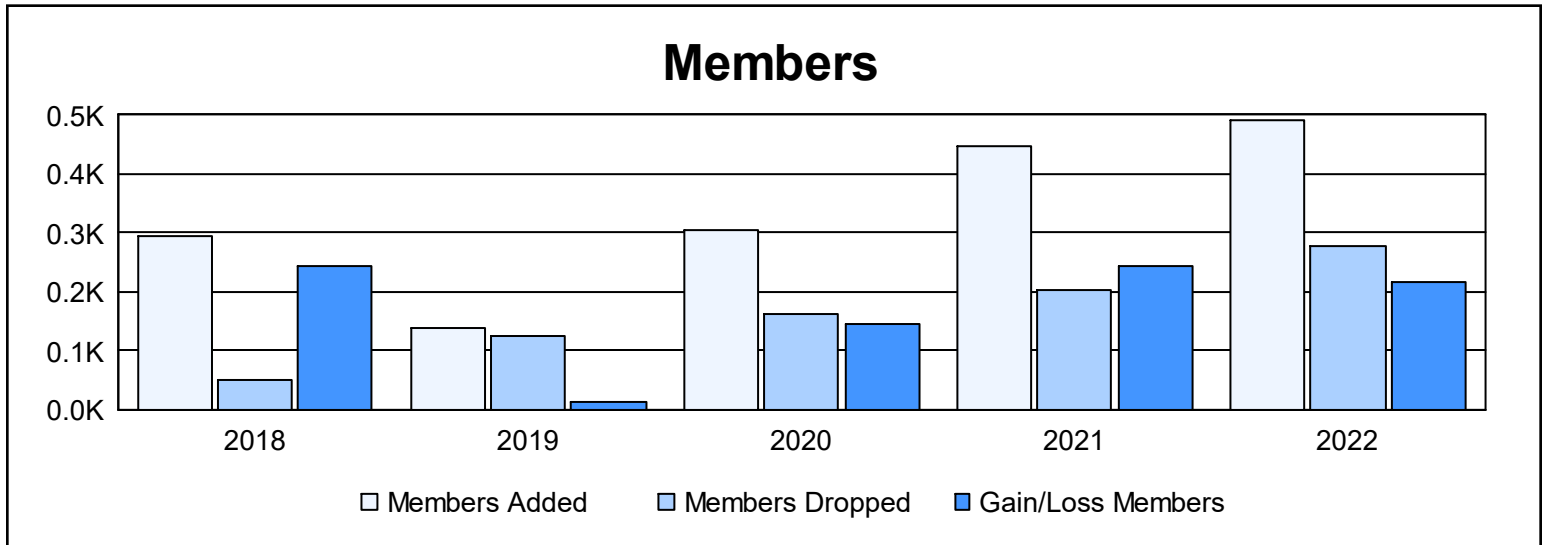
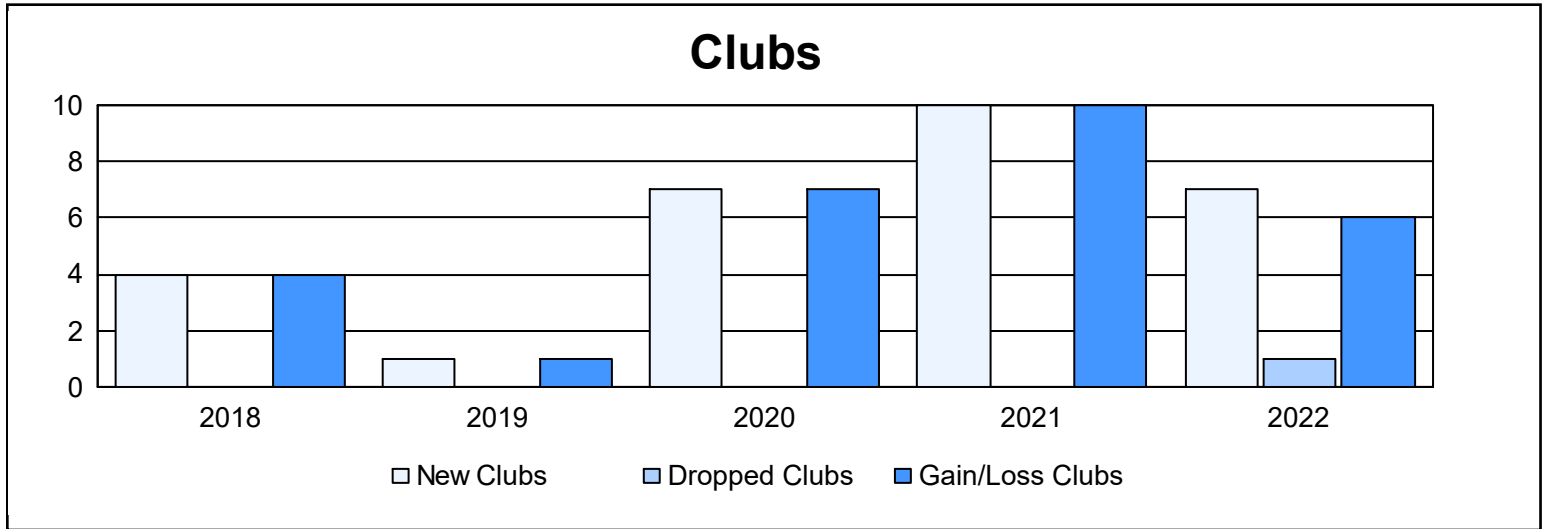
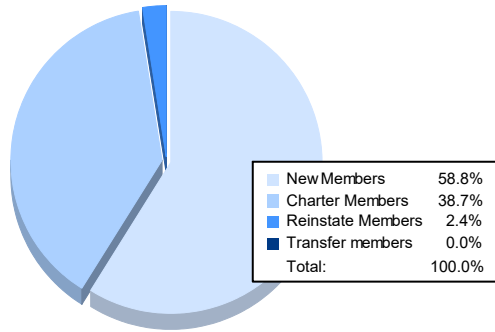


Year	New Clubs	Dropped Clubs	Gain/Loss Clubs	New Members	Charter Members	Reinstate Members	Transfer Members	Total Member Added	Total Members Dropped	Gain/Loss Members
2017-2018	4	0	4	162	129	1	1	293	50	243
2018-2019	1	0	1	68	63	3	4	138	125	13
2019-2020	7	0	7	133	166	3	3	305	161	144
2020-2021	10	0	10	145	297	5	0	447	202	245
2021-2022	7	1	6	290	191	12	0	493	278	215
<b>Average</b>	<b>6</b>	<b>0</b>	<b>6</b>	<b>160</b>	<b>169</b>	<b>5</b>	<b>2</b>	<b>335</b>	<b>163</b>	<b>172</b>



### Membership Composition June 2022 Cumulative



### Gender Composition June 2022 Cumulative

